

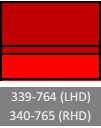













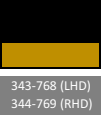


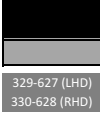
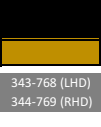















Colour and Upholstery Combinations 1800E : Version 1.0

2017-05-01/OE

	Colour	Upholstery codes			
		1970	1971	1972	
1800 E	California White (42)		 327-625 (LHD) 328-626 (RHD)	 339-764 (LHD) 340-765 (RHD)	 351-811 (LHD) 352-812 (RHD)
	Cherry Red (46)		 329-627 (LHD) 330-628 (RHD)	 345-807 (LHD) 346-808 (RHD)	
	Dark Green (94)		 331-629 (LHD) 332-630 (RHD)	 341-766 (LHD) 342-767 (RHD)	 351-811 (LHD) 352-812 (RHD)
	Cypress Green (110) 1972				
	Medium Blue (99)		 331-629 (LHD) 332-630 (RHD)		
	Safari Yellow (100)		 335-633 (LHD) 336-634 (RHD)	 343-768 (LHD) 344-769 (RHD)	 347-809 (LHD) 348-810 (RHD)
	Sun Yellow (107) 1972				
	Steel Blue Metallic (102)		 329-627 (LHD) 330-628 (RHD)	 343-768 (LHD) 344-769 (RHD)	 353-813 (LHD) 354-814 (RHD)
	Light Blue Metallic (111) 1972				
	Turquoise (104)			 343-768 (LHD) 344-769 (RHD)	 353-813 (LHD) 354-814 (RHD)
	Saphire Blue (108) 1972				
Gold Metallic (105)			 341-766 (LHD) 342-767 (RHD)	 351-811 (LHD) 352-812 (RHD)	
alt. comb.			 343-768 (LHD) 344-769 (RHD)		
Ocean Green (109)				 351-811 (LHD) 352-812 (RHD)	

Legend:

-  =Upholstery
-  =Armrest
-  =Carpet

Source: Chassis Plate analysis, Ove Ericsson, www.p1800s66.wordpress.com