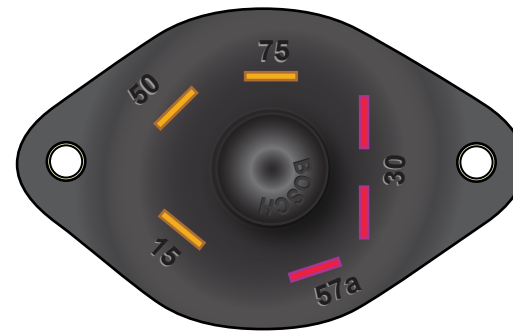



Ignition Switch Terminals Volvo 1800 E & ES 70 to 73

Active Terminals

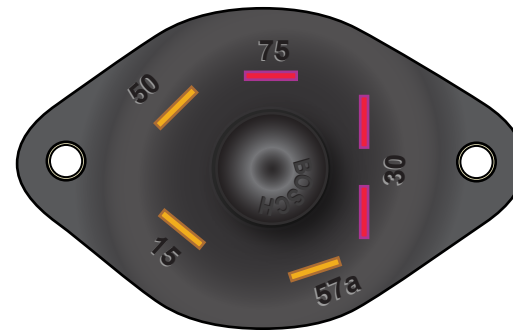
Key Position



Terminals 30 & 57a



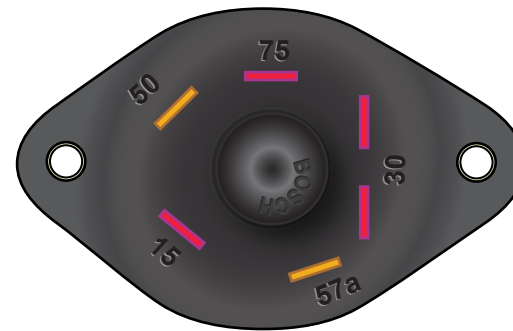
Off / Locked




Terminals 30 & 75



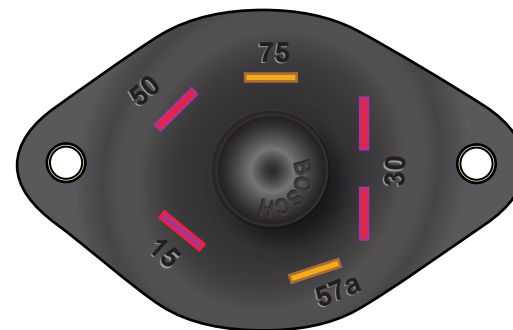
Ignition On (Auxiliary Options)




Terminals 30, 15 & 75



Run



Terminals 30, 15 & 50



Start